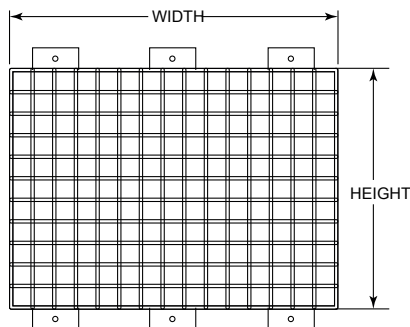




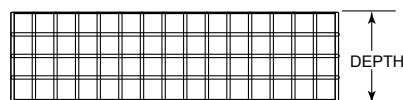
## Safety Technology International

European Office  
Taylor House • 34 Sherwood Road • Bromsgrove  
Worcestershire • B60 3DR • England  
Tel: 44 (0) 1527 520 999 Fax: 44 (0) 1527 501 999  
E-mail: [info@sti-emea.com](mailto:info@sti-emea.com) • Web: [www.sti-emea.com](http://www.sti-emea.com)

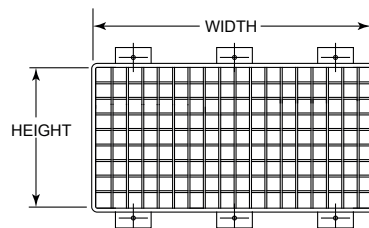
USA - Headquarters  
2306 Airport Road • Waterford, Michigan 48327-1209  
Phone: 248-673-9898 • Fax: 248-673-1246  
Toll Free: 800-888-4784 • E-mail: [info@sti-usa.com](mailto:info@sti-usa.com)  
Web: [www.sti-usa.com](http://www.sti-usa.com)




STI-9641 & STI-9645  
TOP VIEW



STI-9641 & STI-9645  
SIDE VIEW



STI-9644  
TOP VIEW



STI-9644  
SIDE VIEW

PART #	HEIGHT	WIDTH	DEPTH
STI-9641	10.7 (271)	14.6 (370)	4 (101)
STI-9644	8.7 (220)	17.75 (450)	5.25 (133)
STI-9645	13.75 (349)	21.6 (548)	5.9 (149)

NOTE: Dimensions measure: inches (mm)

### INSTALLATION INSTRUCTIONS

1. Center the wire guard over existing appliance.
2. Mark and drill mounting holes.
3. Insert screws through clamps and tighten.

NOTE: Rawl plug and screws provided are for wall mounting. Other fasteners may be required for mounting to metal enclosure or cabinet.

Three year warranty or a one year limited warranty (from date of purchase) on most products. See website for details.  
Electronic warranty form at [www.sti-usa.com/wc14](http://www.sti-usa.com/wc14).

## INSTALLATION OF EMERGENCY LIGHTING CAGES

All specifications and information shown were current as of publication and are subject to change without notice.

9641\_45IS FEB2017

